



KINETIK MARINE

SEALED LEAD-ACID BATTERY

KM12750

Maintenance-Free

Absorbant Glass Mat (AGM) technology for superior performance. Valve regulated, spill proof construction allows safe operation in any position. Approved for transport by air. D.O.T., I.A.T.A., F.A.A. and C.A.B. certified. U.L. recognized under file number MH 20567.



Due to continuous improvements to our products, product may vary slightly from depiction.

Specification

Nominal Voltage	12 volts		
Nominal Capacity	77° F (25° C)		
20-hr. (3.75A)	75.0 Ah		
10-hr. (6.98A)	69.8 Ah		
5-hr. (12.8A)	63.8 Ah		
1-hr. (45.0A)	45.0 Ah		
Approximate Weight	48.5 lbs (22 kgs)		
Internal Resistance (approx.)	8 mΩ		
Shelf Life (% of normal capacity at 68° F (20° C))			
3 Months	6 Months	12 Months	
91%	83%	64%	
Temperature Dependency of Capacity	(20 hour rate)		
104° F (40°C)	77° F (25°C)	32° F (0°C)	5° F (-15°C)
102%	100%	85%	65%
AGM Operational Temperature			
Charge	32°F to 104°F (0°C to 40°C)		
Discharge	5°F to 113°F (-15°C to 45°C)		
AGM Storage Temperature	5°F to 104°F (-15°C to 40°C)		

Charge Method (Constant Voltage)

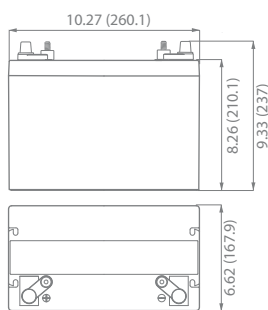
Cycle Use (Repeating Use)

Initial Current	22.5 A or smaller
Control Voltage	14.6 - 14.8 V

Float Use

Control Voltage	13.6 - 13.8 V
-----------------	---------------

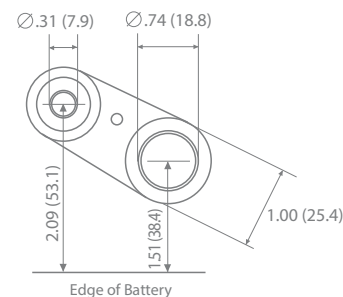
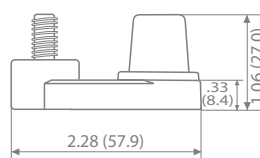
Physical Dimensions: in (mm)



L: 10.27 in (260.1 mm)
W: 6.61 in (167.9 mm)
H: 8.26 in (210.1 mm)
TH: 9.33 in (237 mm)
 Tolerances are +/- 0.04 in. (+/- 1mm) and +/- 0.08 in. (+/- 2mm) for height dimensions. All data subject to change without notice.

Terminals

Marine Combo Post



Constant Current Discharge Characteristics Unit: A (25°C, 77°F)

F.V/Time	5MIN	10MIN	15MIN	30MIN	1HR	2HR	3HR	4HR	5HR	8HR	10HR	20HR
9.60V	259.0	189.0	133.0	81.0	42.0	25.0	18.0	14.0	11.6	8.1	7.4	4.0
10.20V	228.0	172.0	119.0	76.3	39.5	23.4	17.5	13.7	11.3	8.0	7.2	3.9
10.50V	220.0	164.0	112.0	74.0	38.0	22.8	17.1	13.4	11.2	7.9	7.0	3.8
10.80V	211.0	155.0	105.0	72.0	37.0	22.3	16.7	13.2	10.9	7.7	7.0	3.8
11.10V	203.0	147.0	98.0	70.0	36.0	21.7	16.1	12.8	10.6	7.5	6.7	3.6

Constant Power Discharge Characteristics Unit: W (25°C, 77°F)

F.V/Time	5MIN	10MIN	15MIN	30MIN	1HR	2HR	3HR	4HR	5HR	8HR	10HR	20HR
9.60V	2750.0	2007.0	1412.0	855.0	486.0	284.0	208.0	162.0	134.0	94.0	85.0	46.0
10.20V	2566.0	1911.0	1321.0	847.0	457.0	271.0	203.0	158.0	131.0	92.0	83.0	44.8
10.50V	2493.0	1857.0	1270.0	841.0	443.0	264.0	198.0	156.0	130.0	92.0	82.0	44.3
10.80V	2461.0	1809.0	1222.0	839.0	430.0	259.0	194.0	152.0	127.0	90.0	81.0	44.0
11.10V	2416.0	1749.0	1166.0	833.0	425.0	258.0	192.0	152.0	127.0	89.0	79.0	42.7

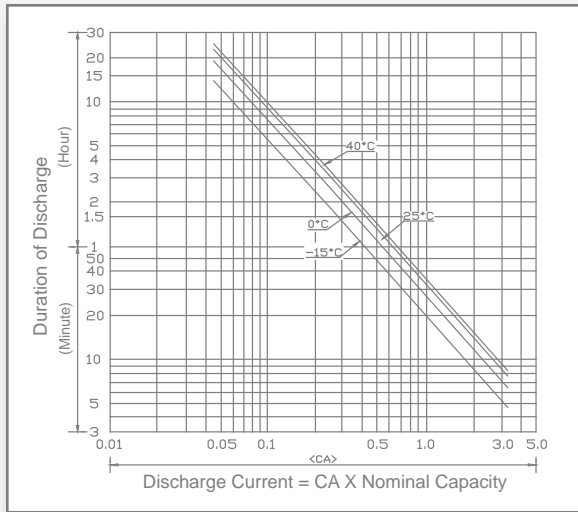


ISO 9001

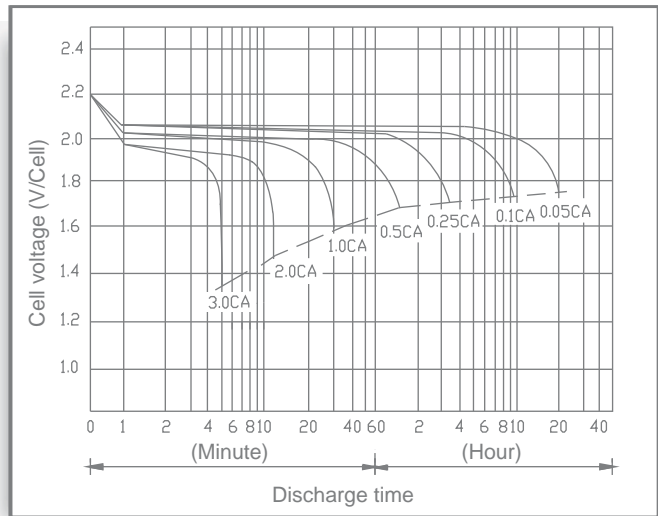
www.kinetikpower.com

All specifications are subject to change without notice.

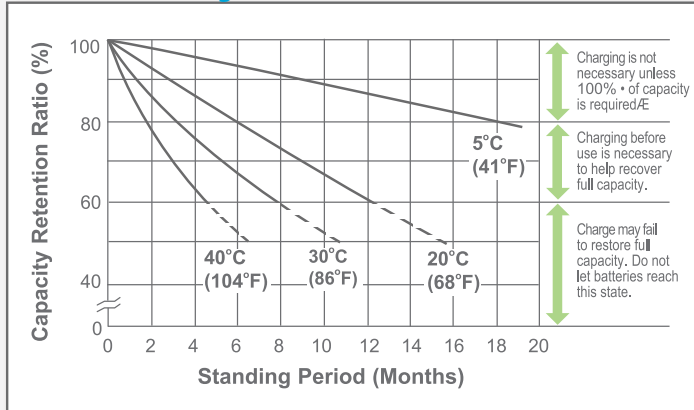
Discharge Time vs. Discharge Current



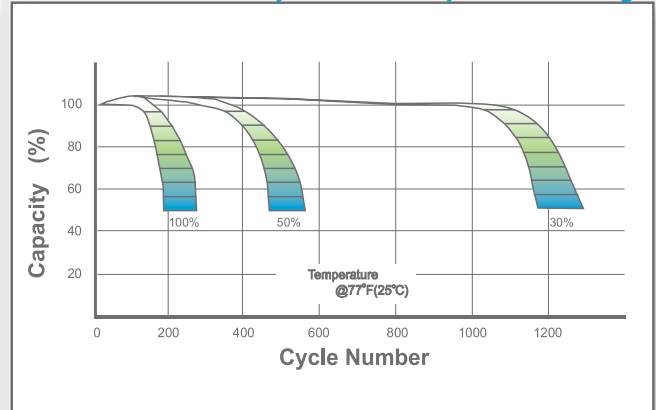
Discharge Characteristics



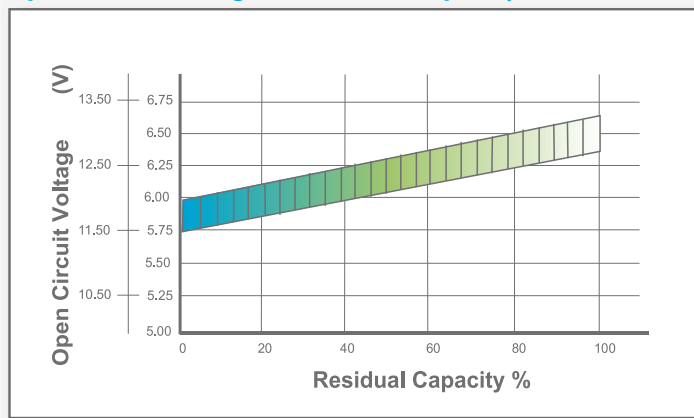
Shelf Life & Storage



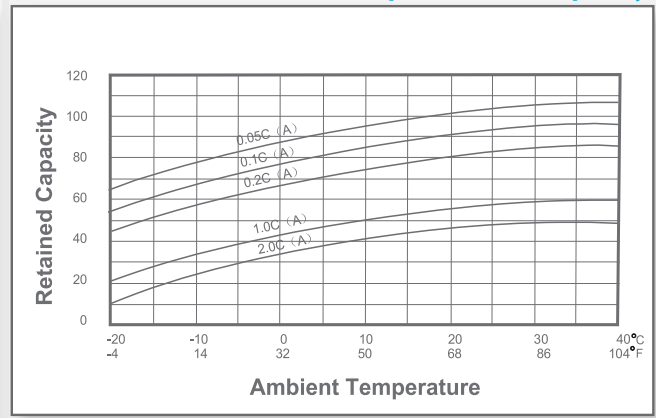
Cycle Life vs Depth of Discharge



Open Circuit Voltage vs Residual Capacity



Effect of Temperature on Capacity



Charge Current & Final Discharge Voltage

Application	Charge Voltage(V/Cell)			Max.Charge Current	Final Discharge Voltage V/Cell	Discharge Current(A)	Final Discharge Voltage V/Cell	Discharge Current(A)	Final Discharge Voltage V/Cell	Discharge Current(A)
	Temperature	Set Point	Allowable Range							
Cycle Use	25°C(77°F)	2.45	2.43~2.47	0.30C	1.75	0.2C>(A)	1.70	0.2C<(A)<0.5C	1.60	0.5C<(A)<1.0C
Standby	25°C(77°F)	2.28	2.27~2.30		1.30	(A)>1.0C				